

2024 CRATE LATE MODEL RULES

PROTEST:

1. TOP OF ENGINE 604: \$500
2. BOTTOM 604: \$500
3. CRATE MOTOR CLAIM RULE- \$6400

WHEEL BASE:

1. 103 " Minimum

SUSPENSION:

1. STANDARD LATE MODEL SUSPENSIONS ONLY. NO SPRING LOADED OR SHOCK TYPE 4 BAR RODS.

ONLY STANDARD SOLID BAR 4 BAR RODS. NO TORSION BAR FRONT OR REAR SUSPENSION. SWAY BAR OK.

2. STANDARD ONE PIECE BIRD CAGES; NO SPLIT BIRD CAGES.
3. CHASSIS MOUNTS MUST BE RIGID, NO MOVEMENT

SHOCKS:

1. STANDARD LATE MODEL SUSPENSIONS EQUALS ONE (1) SHOCK PER WHEEL, EXCEPT ON LEFT REAR. LEFT REAR IS ALLOWED TWO SHOCKS; ONE IN FRONT OF REAR END, AND ONE BEHIND. SHOCKS MUST BE MOUNTED VERTICAL TO AXLE TUBE, NOT HORIZONTAL.
2. SHOCKS AT ANY POSITION ON THE RACE CAR, INCLUDING LIFT BAR OR TORQUE ARM SHOCKS MUST BE CONSTRUCTED OF MAGNETIC STEEL OR ALUMINUM. SHOCKS OF THE THRU ROD DESIGN ARE NOT PERMITTED. REMOTE RESERVOIRS ARE PERMITTED. EACH SHOCK MAY HAVE A MAXIMUM OF TWO EXTERNAL ADJUSTMENT MECHANISMS. EXTERNAL RESERVOIR MAY HAVE ONLY ONE EXTERNAL ADJUSTMENT. ADJUSTER MECHANISMS MAY NOT BE HIDDEN BY THE ROD END. ALL ADJUSTERS MUST BE LOCATED ON THE SHOCK BODY, THE SHOCK ROD, OR ON THE REMOTE RESERVOIR. COCKPIT ADJUSTABLE SHOCKS ARE NOT PERMITTED. NO REMOTE ADJUSTABLE SHOCK WILL BE PERMITTED, INCLUDING ELECTRONIC ADJUSTMENT, EITHER HARD WIRED OR WIRELESS. SHOCK/DAMPER DEVICES THAT ARE OR CAN BE REFERRED TO OR DEFINED AS AN INERTER OR REFERRED TO OR DEFINED AS A J-DAMPER ARE NOT PERMITTED ANYWHERE ON CAR.

SAFETY:

1. ALL CARS MUST HAVE FULL CONTAINMENT SEAT.
2. HEAD AND NECK RESTRAINT, AND WINDOW NET HIGHLY RECOMMENDED.

- 3. FULL ONE OR TWO PIECE FIRESUIT, RACING GLOVES, AND RACING SHOES MUST BE WORN AT ALL TIMES.**
- 4. ALL CARS MUST HAVE A FIRE EXTINGUISHER IN DRIVERS COMPARTMENT.**
- 5. FIRE BOTTLE SAFETY SYSTEMS OK.**

ENGINE: NO GM BREAK OFF BOLTS AS OF 2023

- 1. GM 602- CAR WEIGHT 2200 lbs. Pound per lap burn-off, feature only.**
- 2. GM 604- CAR WEIGHT 2300 lbs. AFTER RACE. Pound per lap burn-off, feature only.**
- 3. ALL ENGINES MUST BE SEALED WITH FACTORY GM SEALS OR BY AN AUTHORIZED ENGINE BUILDER.**
- 4. ENGINE MUST HAVE FAN BLADES AT ALL TIMES**
- 5. ENGINE MUST BE RUNNING IN STAGING PRIOR TO QUALIFYING.**
- 6. ABSOLUTELY NO POWER ADDERS! (NITROUS, CHEMICALS, SUPERCHARGERS, ETC.)**

CARBURETOR:

- 1. Any 750 CFM or smaller.**
- 2. May use 1" spacer. .040 tolerance maximum.**

HEADERS:

- 1. No TRI-Y**
- 2. NO SQUARE TUBE**

TRANSMISSION:

- 1. Any: must have working clutch and forward and reverse gears.**

DRIVESHAFT:

- 1. CARBON FIBER, PREFERRED**
- 2. ALUMINUM**

WHEELS: 14" MAXIMUM.

TIRES: Hoosier

- 1. SPEC. 1350 AND 1600, OR Crate 21 & 55.**
- 2. GROOVING & SIPING OK.**
- 3. Attention racers, after speaking with many racers, tracks, and sanctioning bodies Swainsboro Raceway has made the decision to amend our current tire rule effective immediately. The same compounds we currently allow will still be allowed, but there will absolutely no tire treatment or conditioners of any kind. We will reserve the right to test any tire in any class at any time we see fit. There will also be a 100. tire protest fee implemented for fairness of competition.**
- 4. On a separate note, grooving and siping will now be allowed in the 604 class. We feel it is in the best interest of our racers to be on the same rules package as surrounding local tracks and sanctioning bodies.**
- 5. TIRE SAMPLE PROTEST \$100, TOP THREE**

Spoilers:

- 1. 8" MAXIMUM**

Ignition:

1. ANY IGNITION, NO MAGNETOS

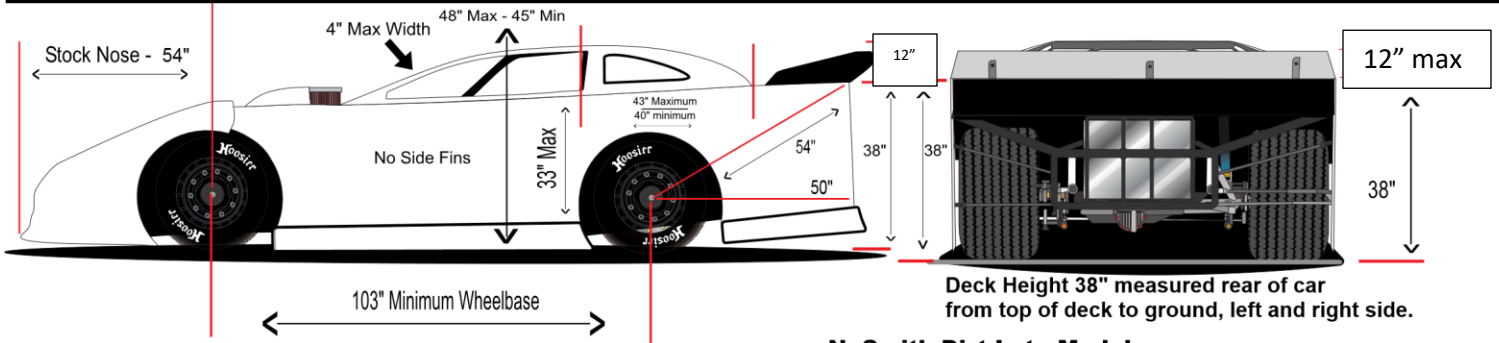
Fuel –

1. PUMP GAS OR RACING FUEL ONLY. E-85 OK.
2. NO ALCOHOL OR METHANOL

**NO TRACTION CONTROL DEVICES OF
ANY TYPE!**

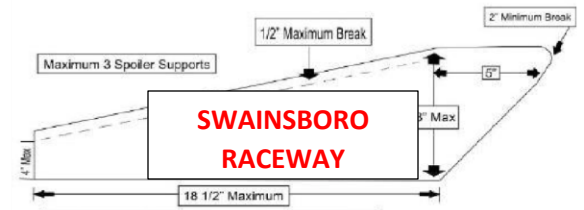
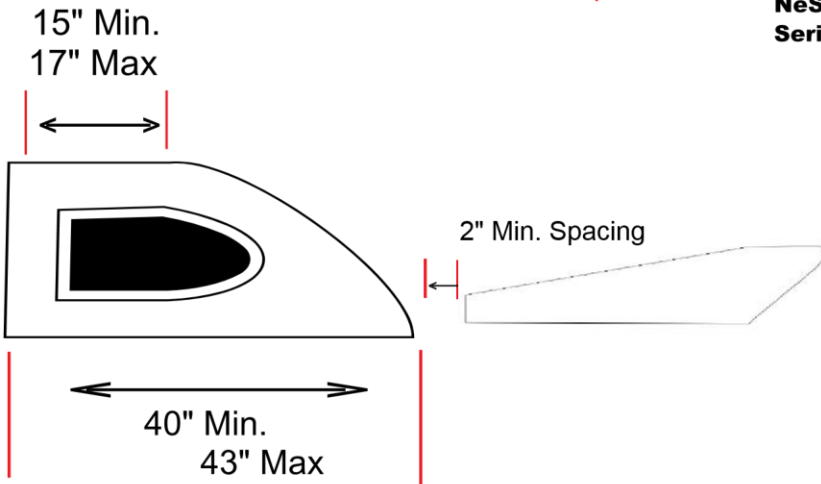
**THE ABSENCE OF A SPECIFIC RULE DOES NOT IMPLY
APPROVAL, CONSENT OR PERMISSION REGARDING
THAT SUBJECT. ANY QUESTIONS OR DOUBTS
REGARDING SUCH MATTERS SHOULD BE DIRECTED TO
RACE TRACK OFFICIALS FOR A CLARIFICATION.**

BODY RULES BELOW



Deck Height 38" measured rear of car from top of deck to ground, left and right side.

NeSmith Dirt Late Model Series Spoiler Support Dimensions



All specifications here are measurements above the deck. Be sure to allow 1" - 1 1/2" along lower edge to break for mounting purposes. Bottom corner of spoiler support should not extend past rear corner of deck. A maximum of 1" break along upper edge.

Roof Supports

ROOF SUPPORTS OR "C" PILLARS ON BOTH SIDES MUST BE MADE OF EQUAL MATERIAL. WINDOW OPENINGS ARE ALLOWED BUT MUST BE THE SAME SIZE OPENING ON LEFT AND RIGHT SIDE IF CLEAR LEXAN WINDOW IS USED IT MUST BE USED ON BOTH SIDES BOTH SIDES OPEN OR BOTH SIDES CLOSED. CURVED OR ARCED ROOF SUPPORTS ALLOWED, 3" MAXIMUM ARC ALLOWED AT WIDEST POINT, CHECKED WITH STRAIGHT EDGE, EXTENDED FROM ROOF EDGE TO DOOR EDGE.

